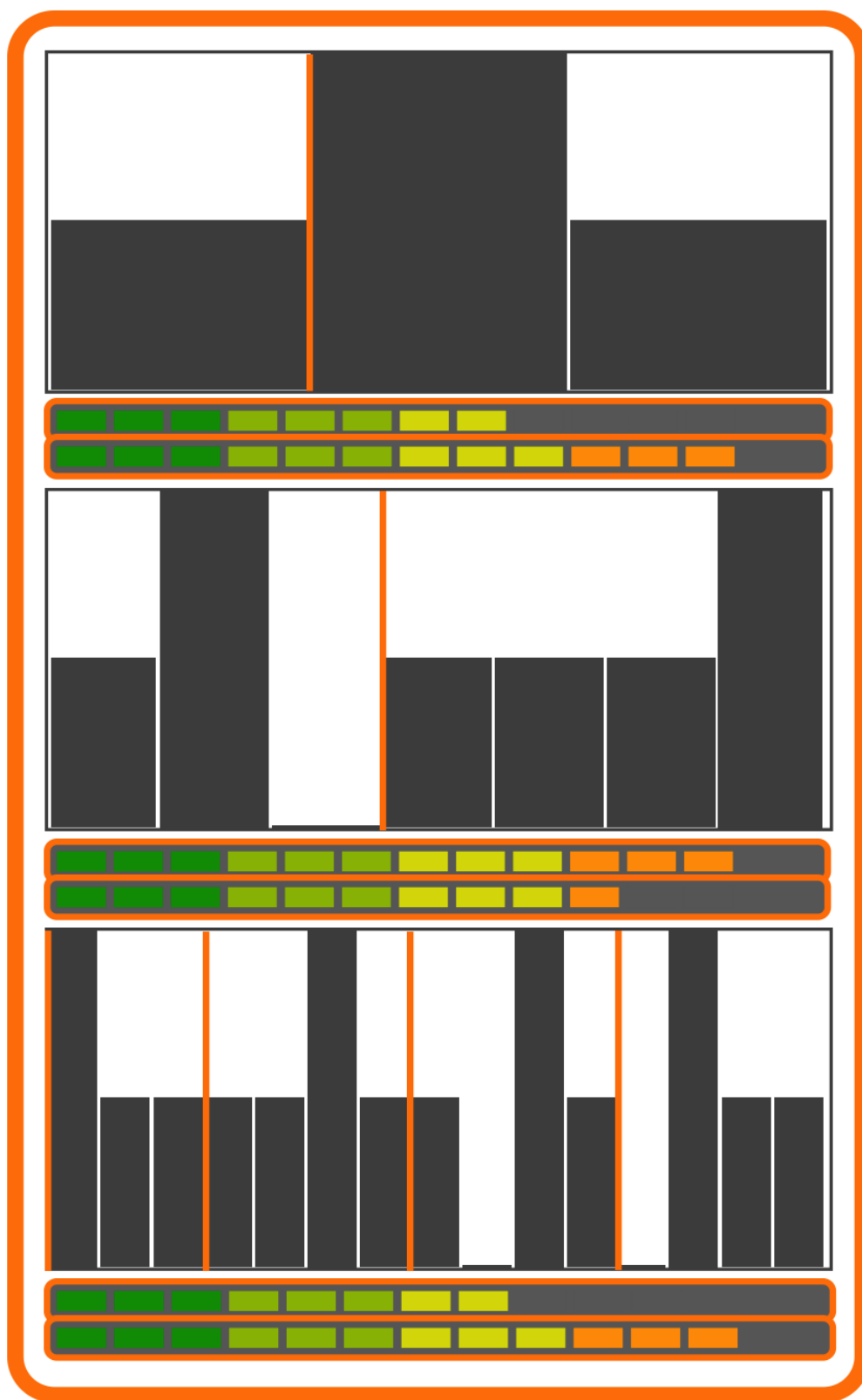


Delayed to Rest

for electric guitar & computer



V.J. Manzo
2015

Running Time:

7 minutes and 10 seconds

Program Note:

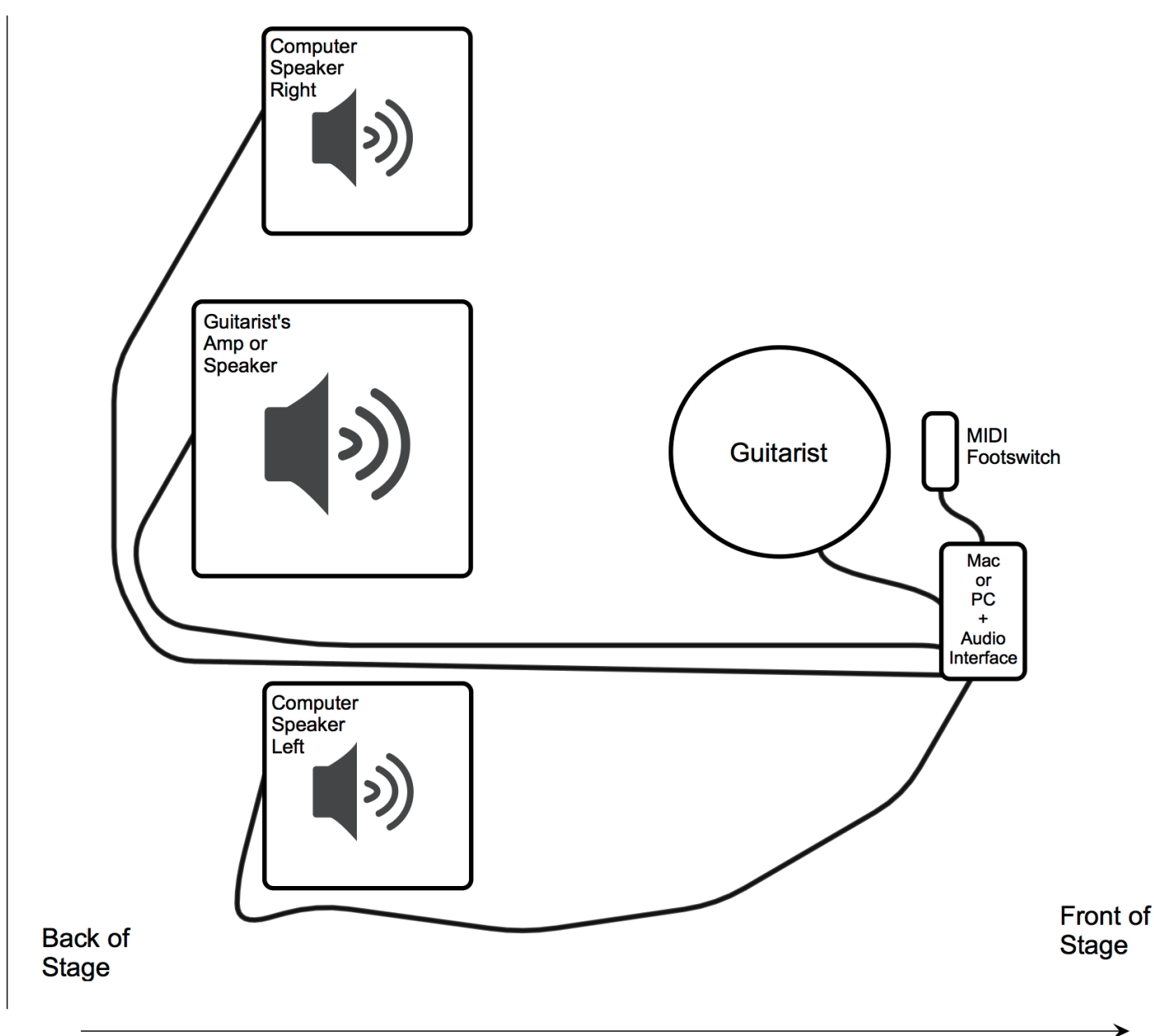
"Delayed to Rest" is a work for solo electric guitar and a computer running custom software written for this piece. As the guitarist performs, the computer takes the live sound of the guitar, heard through the center speaker, delays its output by a few beats, then plays it through the two side speakers. This produces an echoing effect. The performer uses a footswitch to tell the computer how many beats to delay the sound, and to control other delay-based processes. Every sound heard originates in real-time from what the guitarist performs live; nothing is prerecorded, sampled, or synthesized. Additionally, nothing that the computer does is random; it uses specific delay times, rhythms, and signal levels throughout the piece according to the score.

Technical Information:


This piece is intended for a solo electric guitar player and computer with the use of a MIDI-mappable footswitch (such as the Logidy UMI3) to control the computer processes. The guitar signal should run into the computer and be used with amp-simulation software (such as Bias, Guitar Rig, or another VST plugin) within the "Delayed to Rest" software. The software was also written by the composer and is available from vjmanzo.com.

Separate stereo audio channels for the live guitar and the live computer sounds are provided within the software. This work is intended to be performed with a stereo amp or speaker behind the guitarist for the guitar sounds, and left and right speakers on both sides of the guitarist for the computer sounds. An option to perform from a single sound source is also available within the software. The software also includes a demo function that simulates an actual performance.

Multichannel stage layout:



This piece requires the guitarist to use a pick as well as fingerstyle technique. It is recommended that a pick be held in the right hand with the middle finger during sections of the piece that require fingerstyle playing, or that a pick holder be located somewhere near the performer. It also requires that the pickup be switched from the neck pickup to the bridge pickup at certain marked points.

The symbol  is used to mark points in which the performer must step on a footswitch in order to change the software delay settings. In most cases, this symbol is placed just before the first beat of a measure and should be pressed as close as possible to "just before" the downbeat. The number above the symbol corresponds to the preset number within the software. When the software opens, "Preset 1" is loaded.

The software used in this piece requires an amp simulation program. A preset for Positive Grid Bias is included with the Delayed to Rest software though any software can be substituted. The preset given will respond to dynamics so that the amp is clean when played lightly and increasingly overdriven as the dynamic level is increased. The default settings were tested with a Parker Fly Mojo with Seymour Duncan Jazz (neck) and JB (bridge) pickups, 10 gauge strings, and 3.0mm picks.

Delayed to Rest

for electric guitar & computer

V.J. Manzo

♩ = 138

use neck pickup swell volume w/knob for each new note/chord

with pick play all on second string

IV V

VIII

p

11

21

end swell volume w/knob

without pick

mp

31

40

IX II

49

IV V IX X XII

let arpeggiated notes sustain

f

57

X IX X

use bridge pickup

67

with pick swell volume w/knob for each new note

end swell volume w/knob

play all on second string

7 play melody w/glissando on fourth string

p *mp*

76

play melody w/glissando on fourth string

8 staccato gradually legato

mp

82

X XII IX XII IX VII IX

ff

88

sweep with pick

VII XII IX X IX VII V III

legato *fff* *ff* *fff*

10 *p* *f*

94

11 I III I

f *legato*

4
100 **ff**

106 **fff**

112 *legato* **fff**

quickly bend note on 3rd string up whole step while playing note on 2nd

118 **ffff**

17 V VIII III V VIII

124 III I **18** III II **19** I II I **20** IX

use neck pickup *without pick* **p**

130 **f**

136 IX **21** VII IV **22** IX

p **mf**

142 **mf**

147 VI VII IX **23** XIV **24**

mf **ff**

152 **ff**

157 *expressive vibrato* IV IX **25**

162 **mf**

swell volume w/knob let arpeggiated notes sustain

168 *p* *rubato* *ppp*

178 *pp*

186 *rubato* *pp*

193 *with pick*
use bridge pickup
26

199 *f* *fff* *legato* *f*

206 *f* *fff* *legato* *f*

214 *strum all strings*
1 3 5 throughout
fff

222 *mf* *mf*

228 31

233 *f*

238 33

243 *strummed*
fff